

Wanborough Neighbourhood Plan

Monday, January 12, 2015

291

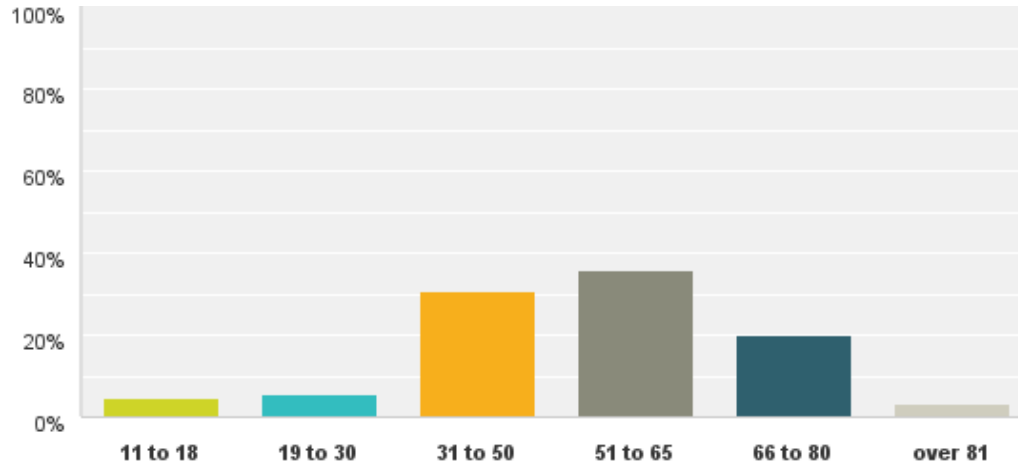
Total Responses

Date Created: Sunday, October 12, 2014

Complete Responses: 252

Q2: To what age group do you belong?

Answered: 291 Skipped: 0



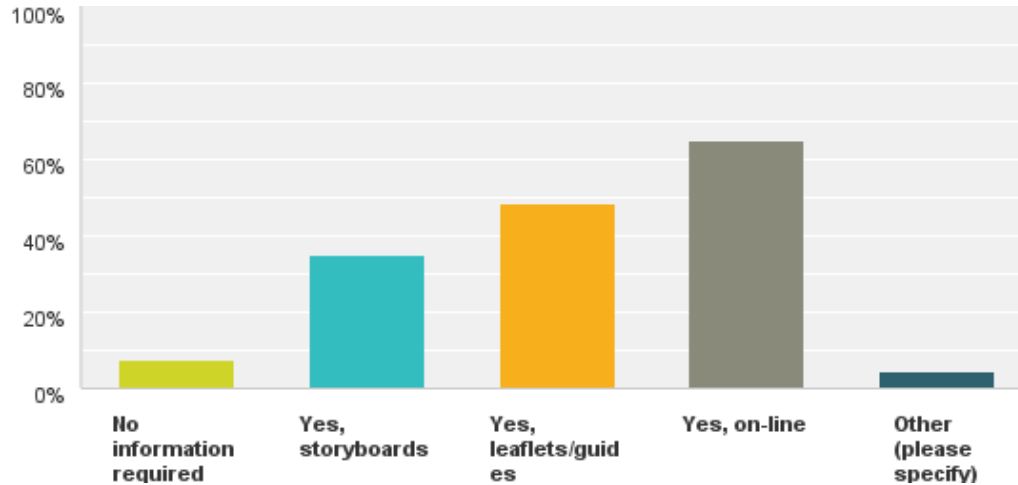
Q2: To what age group do you belong?

Answered: 291 Skipped: 0

Answer Choices	Responses	
11 to 18	4.81%	14
19 to 30	5.50%	16
31 to 50	30.58%	89
51 to 65	35.74%	104
66 to 80	19.93%	58
over 81	3.44%	10
Total		291

Q3: Would you value more information about historical sites, footpaths and green spaces in the parish, for example on story boards, leaflets/ guides or on-line?

Answered: 283 Skipped: 8



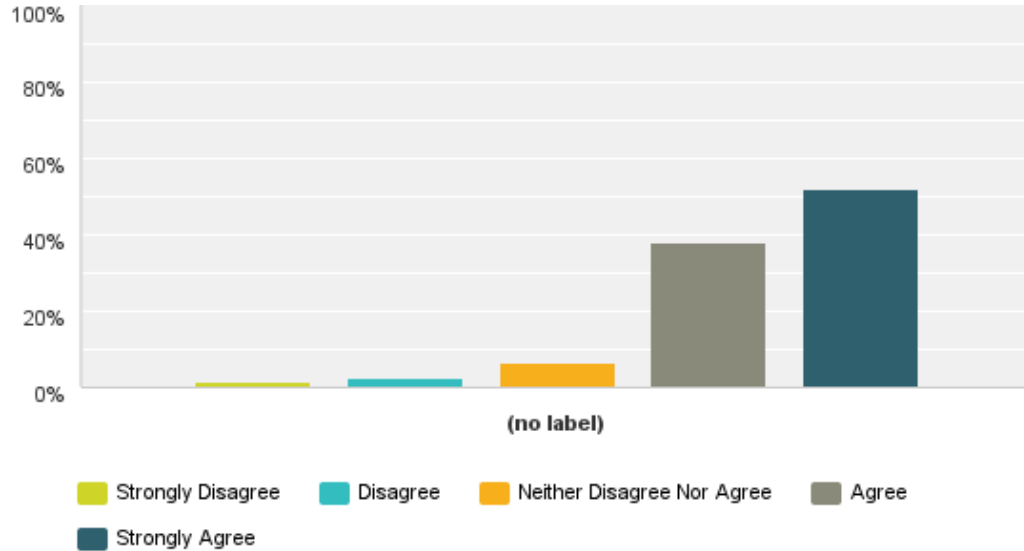
Q3: Would you value more information about historical sites, footpaths and green spaces in the parish, for example on story boards, leaflets/ guides or on-line?

Answered: 283 Skipped: 8

Answer Choices	Responses
No information required	7.42% 21
Yes, storyboards	34.98% 99
Yes, leaflets/guides	48.41% 137
Yes, on-line	65.02% 184
Other (please specify)	4.59% 13
Total Respondents: 283	

Q4: "It is important that such historic sites are provided with protection."

Answered: 285 Skipped: 6



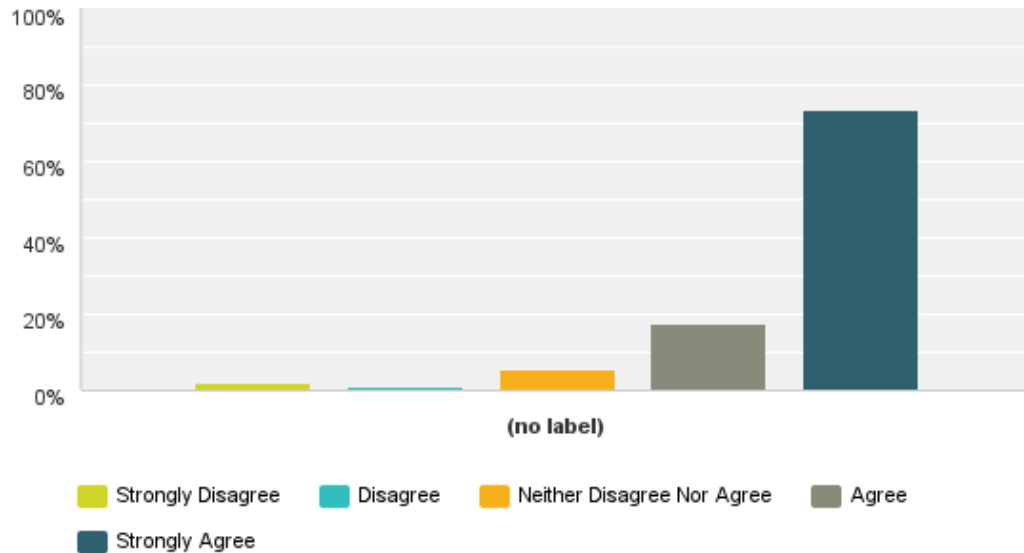
Q4: "It is important that such historic sites are provided with protection."

Answered: 285 Skipped: 6

	Strongly Disagree	Disagree	Neither Disagree Nor Agree	Agree	Strongly Agree	Total	Weighted Average
(no label)	1.40% 4	2.46% 7	6.32% 18	37.89% 108	51.93% 148	285	4.36

Q5: "It is important that open spaces and green footpaths are prioritised over development."

Answered: 284 Skipped: 7



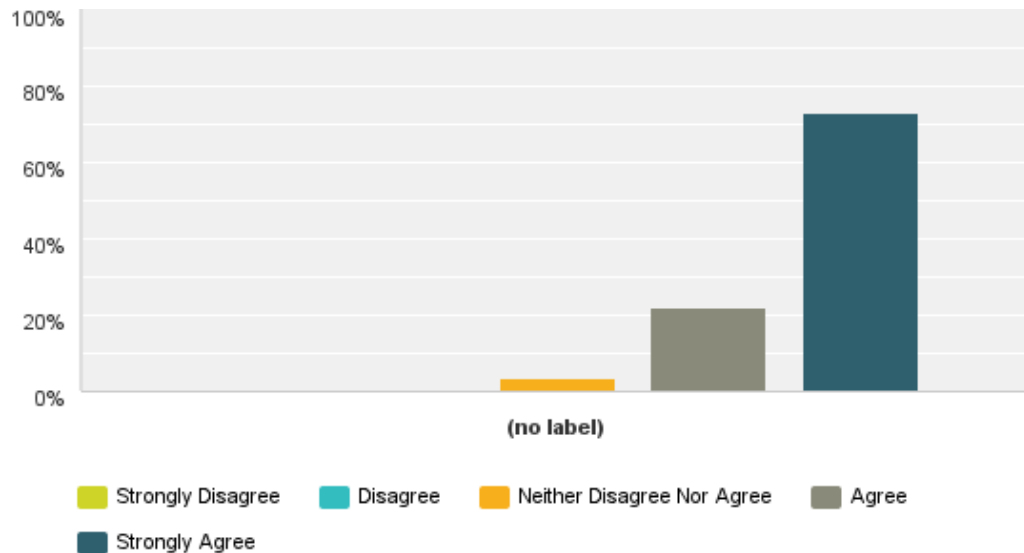
Q5: "It is important that open spaces and green footpaths are prioritised over development."

Answered: 284 Skipped: 7

	Strongly Disagree	Disagree	Neither Disagree Nor Agree	Agree	Strongly Agree	Total	Weighted Average
(no label)	2.11% 6	1.06% 3	5.63% 16	17.61% 50	73.59% 209	284	4.60

Q6: "New developments should provide green footpaths and create open spaces for community use."

Answered: 285 Skipped: 6



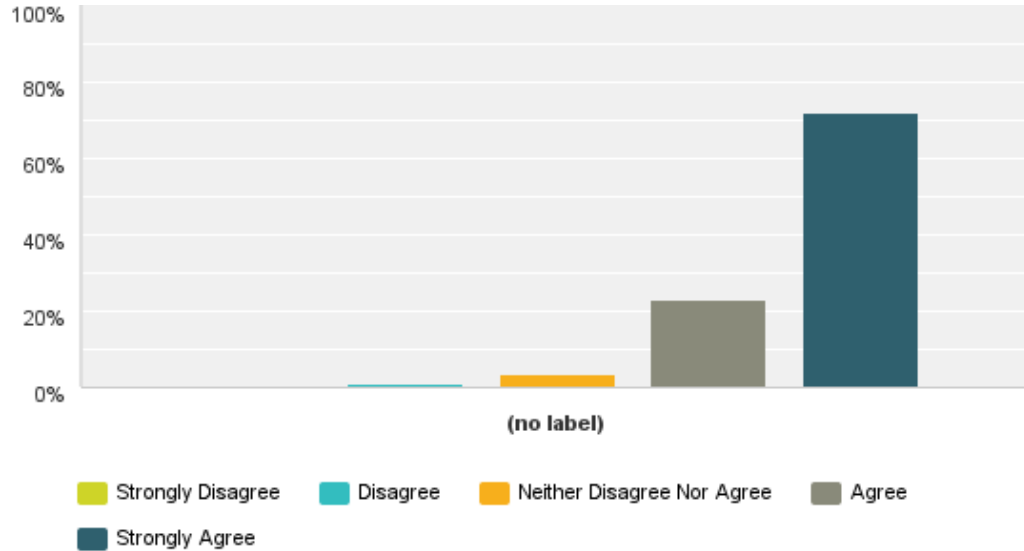
Q6: "New developments should provide green footpaths and create open spaces for community use."

Answered: 285 Skipped: 6

	Strongly Disagree	Disagree	Neither Disagree Nor Agree	Agree	Strongly Agree	Total	Weighted Average
(no label)	0.70% 2	0.70% 2	3.51% 10	22.11% 63	72.98% 208	285	4.66

Q7: "It is important that ponds and other 'natural' areas, which are the responsibility of Wanborough Parish, are well maintained to encourage wildlife for the benefit of village residents."

Answered: 284 Skipped: 7



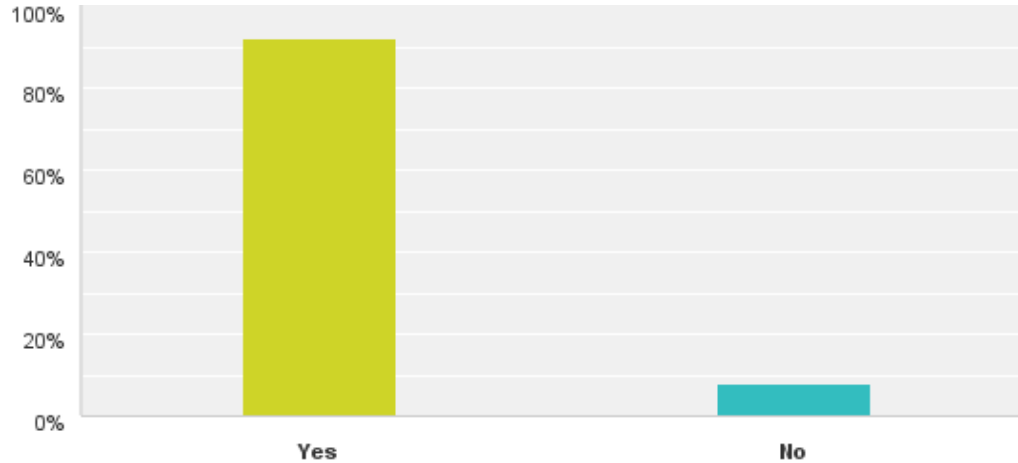
Q7: "It is important that ponds and other 'natural' areas, which are the responsibility of Wanborough Parish, are well maintained to encourage wildlife for the benefit of village residents."

Answered: 284 Skipped: 7

	Strongly Disagree	Disagree	Neither Disagree Nor Agree	Agree	Strongly Agree	Total	Weighted Average
(no label)	0.35% 1	1.06% 3	3.52% 10	22.89% 65	72.18% 205	284	4.65

Q9: Are you in favour of a bypass as a method of reducing traffic entering the village from the proposed Eastern Development?

Answered: 272 Skipped: 19



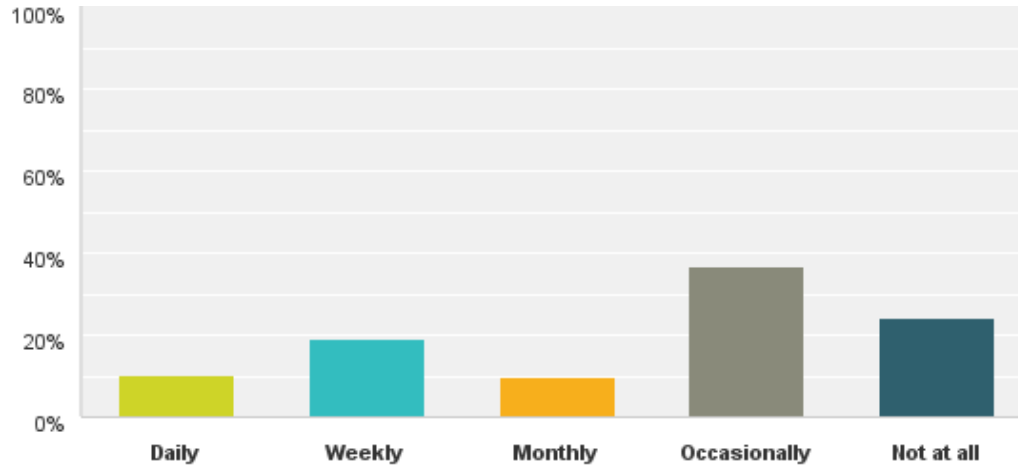
Q9: Are you in favour of a bypass as a method of reducing traffic entering the village from the proposed Eastern Development?

Answered: 272 Skipped: 19

Answer Choices	Responses
Yes	91.91% 250
No	8.09% 22
Total	272

Q10: How frequently would you use a foot or cycle path to Commonhead Roundabout?

Answered: 281 Skipped: 10



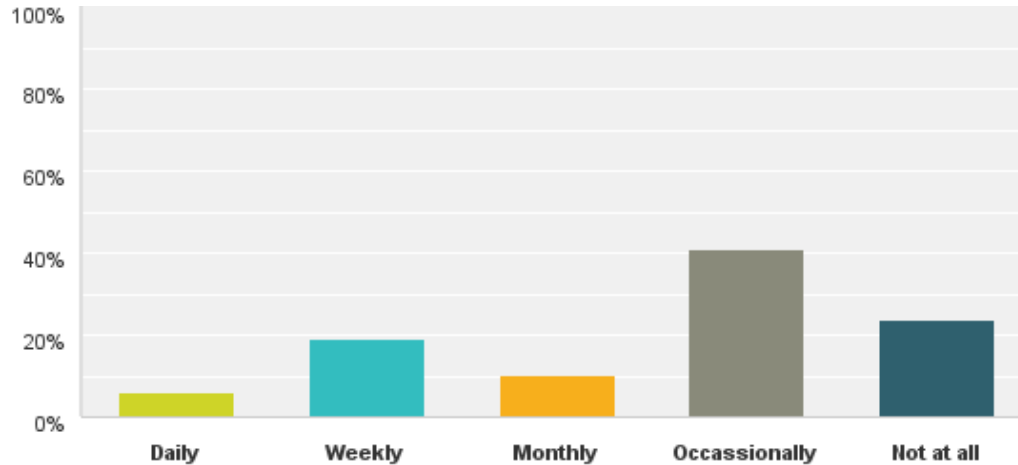
Q10: How frequently would you use a foot or cycle path to Commonhead Roundabout?

Answered: 281 Skipped: 10

Answer Choices	Responses
Daily	10.32% 29
Weekly	18.86% 53
Monthly	9.96% 28
Occasionally	36.65% 103
Not at all	24.20% 68
Total	281

Q11: How frequently would you use a foot or cycle path to Covingham?

Answered: 280 Skipped: 11



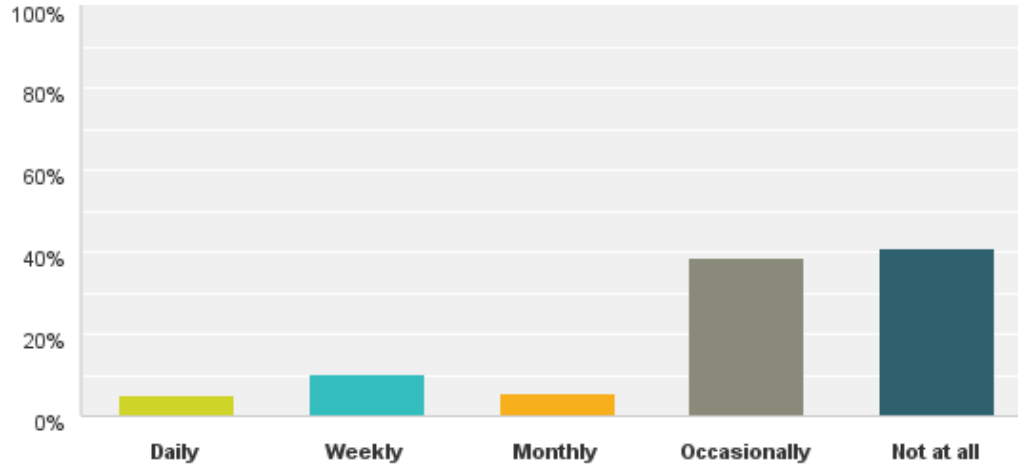
Q11: How frequently would you use a foot or cycle path to Covingham?

Answered: 280 Skipped: 11

Answer Choices	Responses
Daily	6.07% 17
Weekly	18.93% 53
Monthly	10.36% 29
Occasionally	41.07% 115
Not at all	23.57% 66
Total	280

Q12: Do you ever use the bus service from the village?

Answered: 278 Skipped: 13



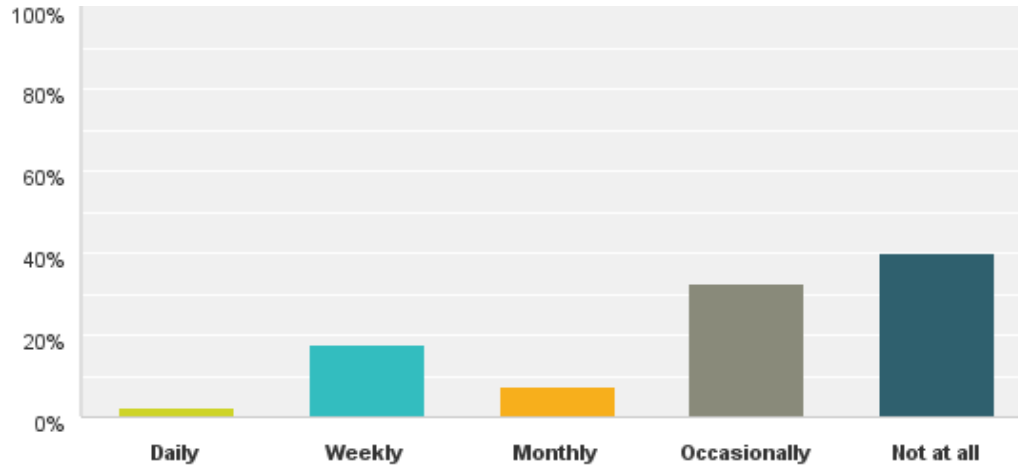
Q12: Do you ever use the bus service from the village?

Answered: 278 Skipped: 13

Answer Choices	Responses
Daily	5.04% 14
Weekly	10.07% 28
Monthly	5.40% 15
Occasionally	38.49% 107
Not at all	41.01% 114
Total	278

Q13: How frequently would you use a bus service to Sainsbury/Greenbridge?

Answered: 281 Skipped: 10



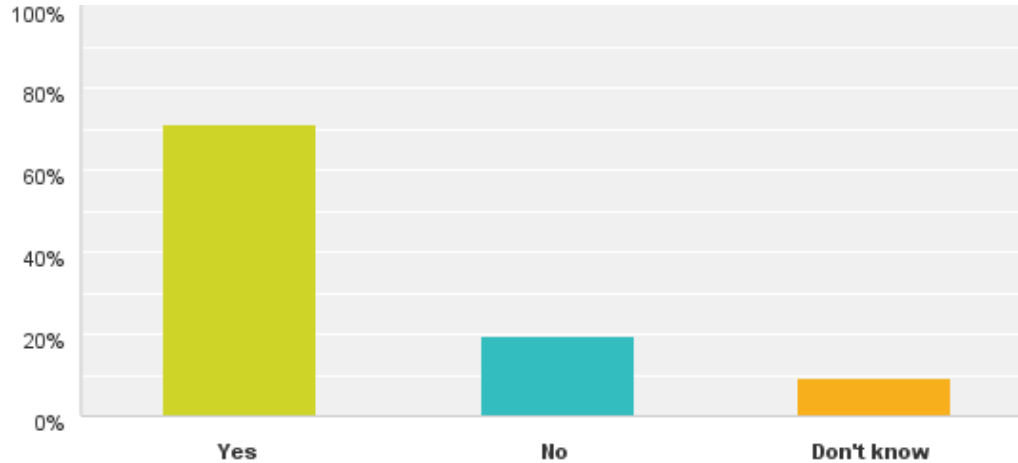
Q13: How frequently would you use a bus service to Sainsbury/Greenbridge?

Answered: 281 Skipped: 10

Answer Choices	Responses
Daily	2.14% 6
Weekly	17.79% 50
Monthly	7.47% 21
Occasionally	32.74% 92
Not at all	39.86% 112
Total	281

Q14: Do you feel that further speed and vehicle weight restrictions and additional traffic calming measures are required in the Parish?

Answered: 278 Skipped: 13



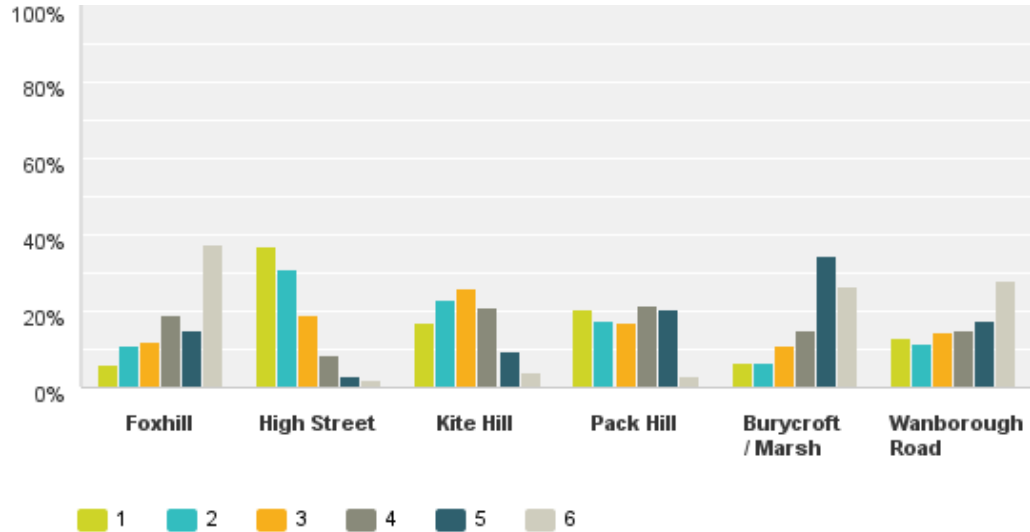
Q14: Do you feel that further speed and vehicle weight restrictions and additional traffic calming measures are required in the Parish?

Answered: 278 Skipped: 13

Answer Choices	Responses
Yes	71.22% 198
No	19.42% 54
Don't know	9.35% 26
Total	278

Q15: If yes, please prioritise in order the following areas (1st, 2nd, 3rd etc)

Answered: 205 Skipped: 86



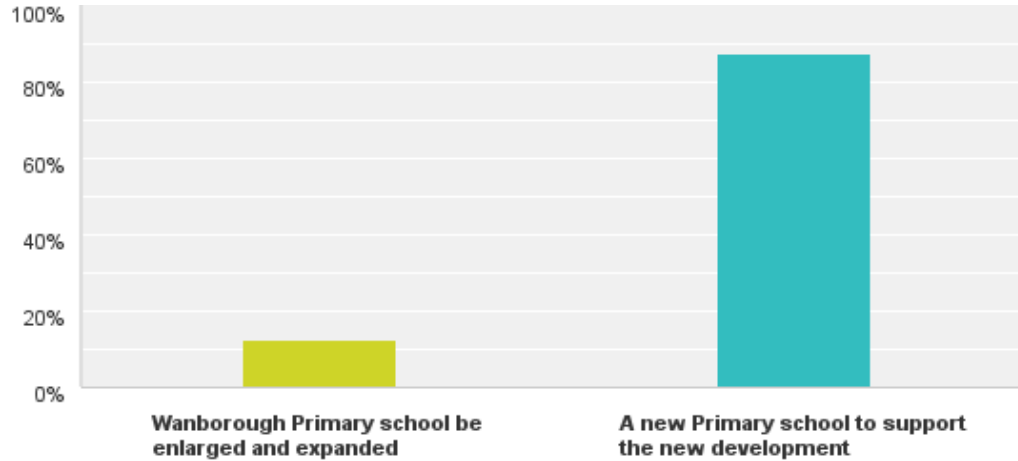
Q15: If yes, please prioritise in order the following areas (1st, 2nd, 3rd etc)

Answered: 205 Skipped: 86

	1	2	3	4	5	6	Total	Score
Foxhill	5.88% 12	10.78% 22	11.76% 24	19.12% 39	15.20% 31	37.25% 76	204	2.61
High Street	36.76% 75	30.88% 63	19.12% 39	8.33% 17	2.94% 6	1.96% 4	204	4.84
Kite Hill	17.07% 35	22.93% 47	25.85% 53	20.98% 43	9.27% 19	3.90% 8	205	4.06
Pack Hill	20.49% 42	17.56% 36	17.07% 35	21.46% 44	20.49% 42	2.93% 6	205	3.87
Burycroft / Marsh	6.34% 13	6.34% 13	11.22% 23	15.12% 31	34.63% 71	26.34% 54	205	2.56
Wanborough Road	13.17% 27	11.71% 24	14.63% 30	15.12% 31	17.56% 36	27.80% 57	205	3.04

Q17: The proposed new housing development east of Swindon (Commonhead, Eastern Villages, Redlands) may have an impact on school places. To cater for the increased number of children would you prefer:

Answered: 264 Skipped: 27



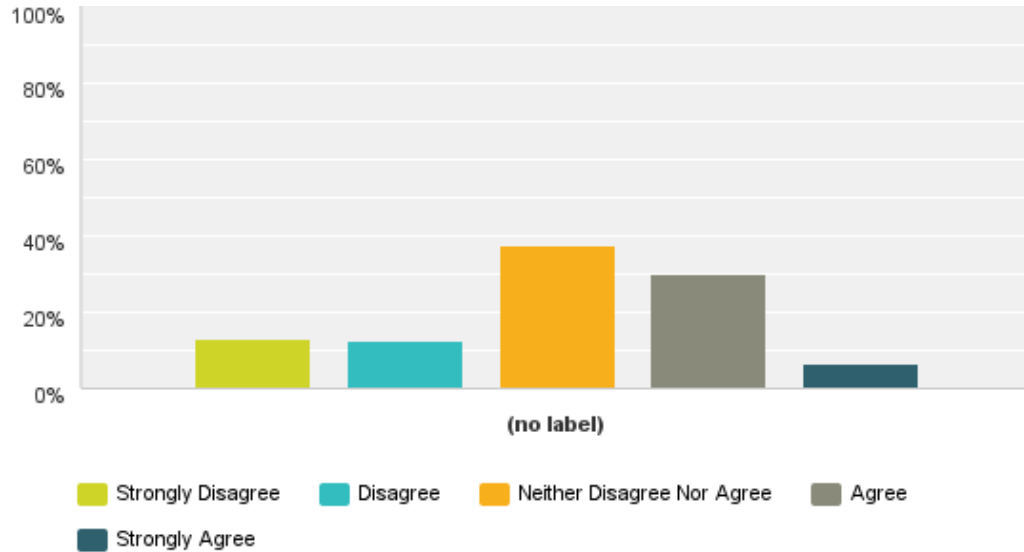
Q17: The proposed new housing development east of Swindon (Commonhead, Eastern Villages, Redlands) may have an impact on school places. To cater for the increased number of children would you prefer:

Answered: 264 Skipped: 27

Answer Choices	Responses	
Wanborough Primary school be enlarged and expanded	12.50%	33
A new Primary school to support the new development	87.50%	231
Total		264

Q18: Wanborough needs more local employment opportunities.

Answered: 275 Skipped: 16



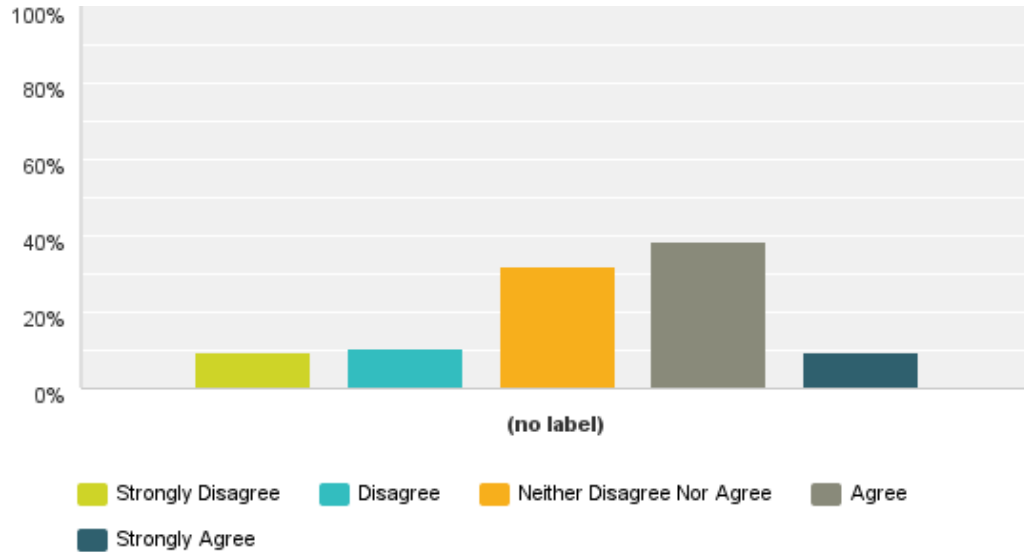
Q18: Wanborough needs more local employment opportunities.

Answered: 275 Skipped: 16

	Strongly Disagree	Disagree	Neither Disagree Nor Agree	Agree	Strongly Agree	Total	Weighted Average
(no label)	13.09% 36	12.73% 35	37.45% 103	30.18% 83	6.55% 18	275	3.04

Q19: The Neighbourhood Plan should designate land for use by small local businesses, arts/craft studios etc.

Answered: 273 Skipped: 18



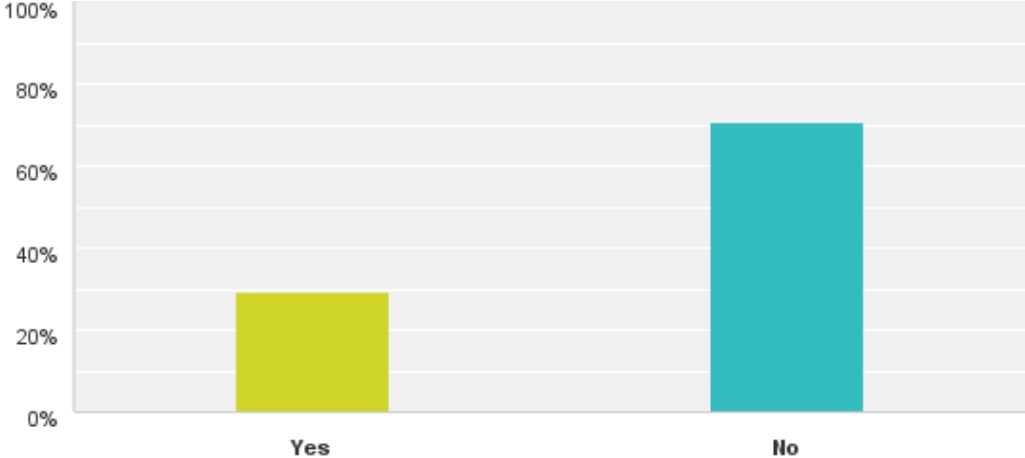
Q19: The Neighbourhood Plan should designate land for use by small local businesses, arts/craft studios etc.

Answered: 273 Skipped: 18

	Strongly Disagree	Disagree	Neither Disagree Nor Agree	Agree	Strongly Agree	Total	Weighted Average
(no label)	9.52% 26	10.62% 29	31.87% 87	38.46% 105	9.52% 26	273	3.28

Q21: Have you been affected by flooding within the Parish?

Answered: 275 Skipped: 16



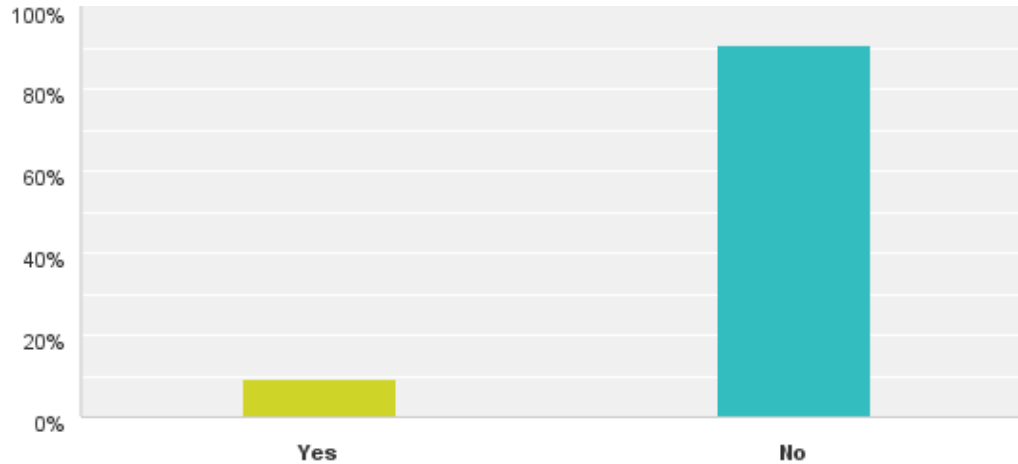
Q21: Have you been affected by flooding within the Parish?

Answered: 275 Skipped: 16

Answer Choices	Responses	
Yes	29.09%	80
No	70.91%	195
Total		275

Q22: If YES, was it in your house?

Answered: 98 Skipped: 193



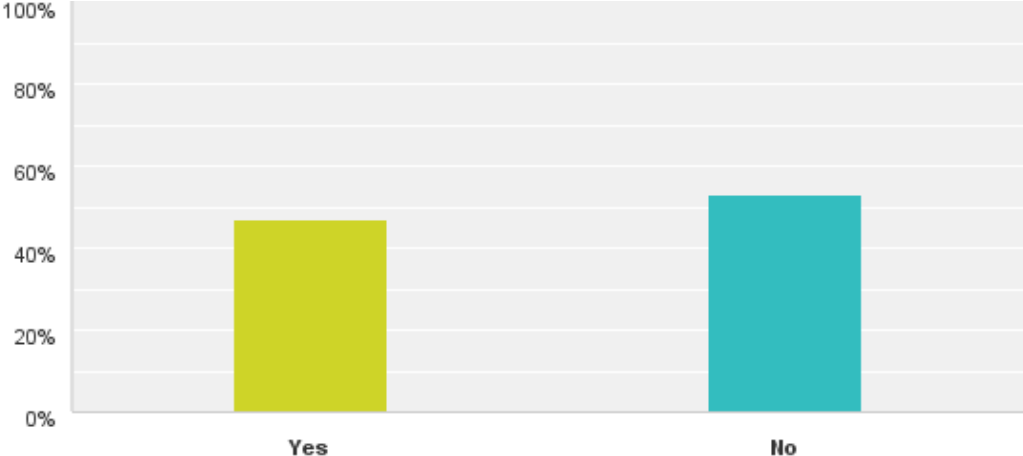
Q22: If YES, was it in your house?

Answered: 98 Skipped: 193

Answer Choices	Responses
Yes	9.18% 9
No	90.82% 89
Total	98

Q23: If YES, was it in your garden?

Answered: 85 Skipped: 206



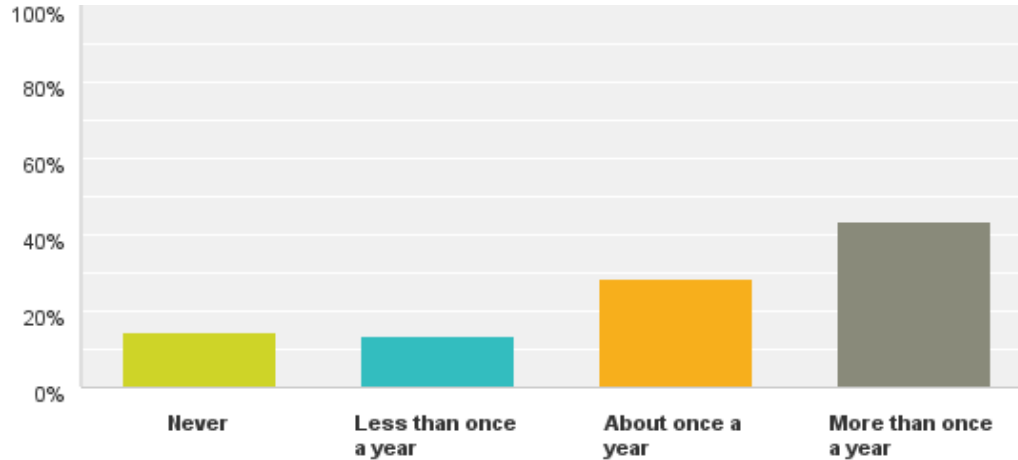
Q23: If YES, was it in your garden?

Answered: 85 Skipped: 206

Answer Choices	Responses	
Yes	47.06%	40
No	52.94%	45
Total		85

Q24: Have you experienced road flooding within the Parish?

Answered: 275 Skipped: 16



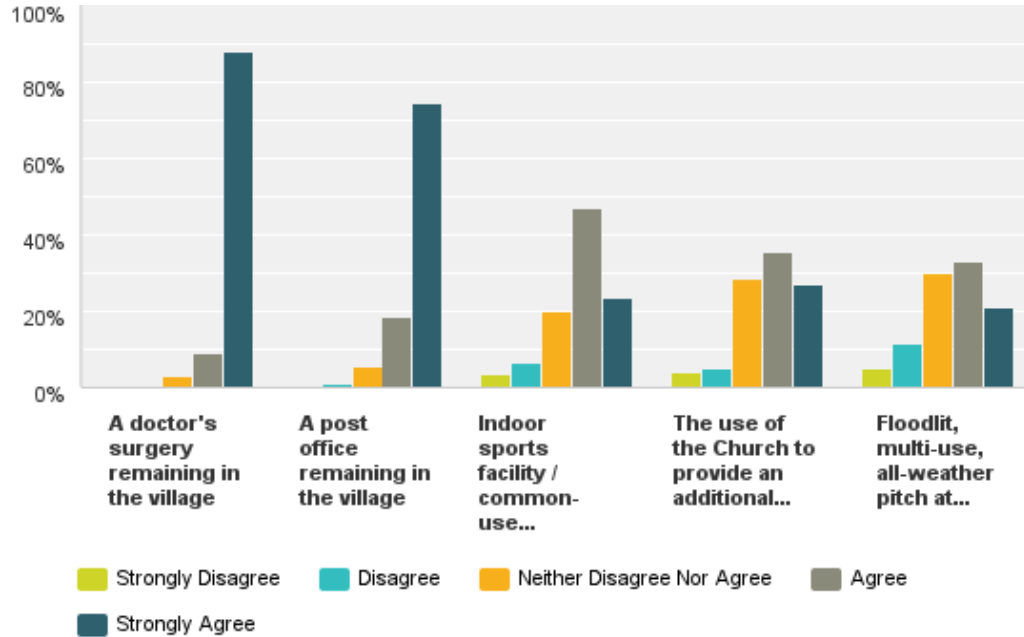
Q24: Have you experienced road flooding within the Parish?

Answered: 275 Skipped: 16

Answer Choices	Responses	
Never	14.55%	40
Less than once a year	13.45%	37
About once a year	28.36%	78
More than once a year	43.64%	120
Total		275

Q26: Do you support the provision of any of the following:

Answered: 273 Skipped: 18



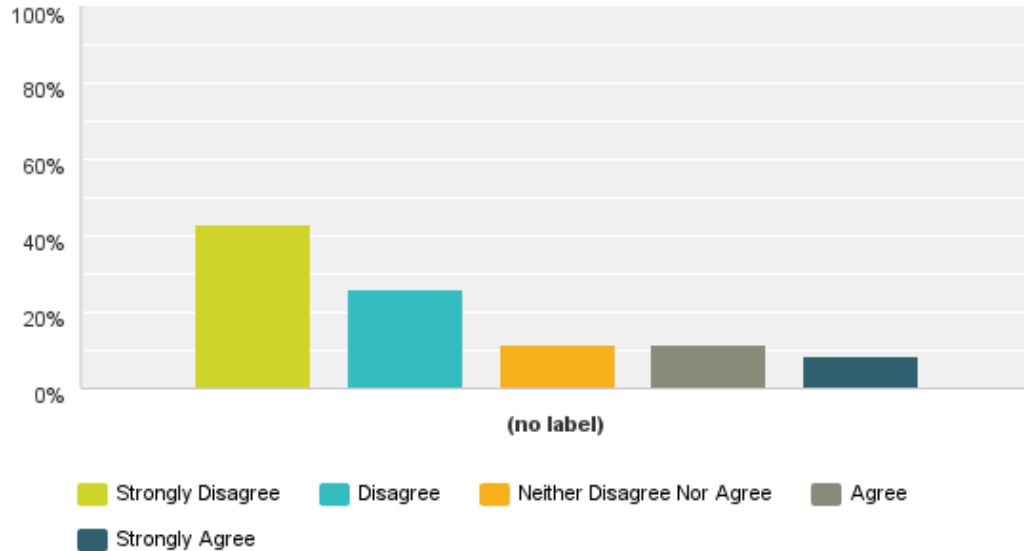
Q26: Do you support the provision of any of the following:

Answered: 273 Skipped: 18

	Strongly Disagree	Disagree	Neither Disagree Nor Agree	Agree	Strongly Agree	Total	Weighted Average
A doctor's surgery remaining in the village	0.37% 1	0.00% 0	2.95% 8	8.86% 24	87.82% 238	271	4.84
A post office remaining in the village	0.00% 0	1.10% 3	5.49% 15	18.68% 51	74.73% 204	273	4.67
Indoor sports facility / common-use hall at Hooper's Field	3.32% 9	6.27% 17	19.93% 54	46.86% 127	23.62% 64	271	3.81
The use of the Church to provide an additional community facility	4.04% 11	4.78% 13	28.68% 78	35.29% 96	27.21% 74	272	3.77
Floodlit, multi-use, all-weather pitch at Hooper's Field	4.80% 13	11.44% 31	29.89% 81	32.84% 89	21.03% 57	271	3.54

Q28: There is a need for further housing developments in and/or around Wanborough village.

Answered: 274 Skipped: 17



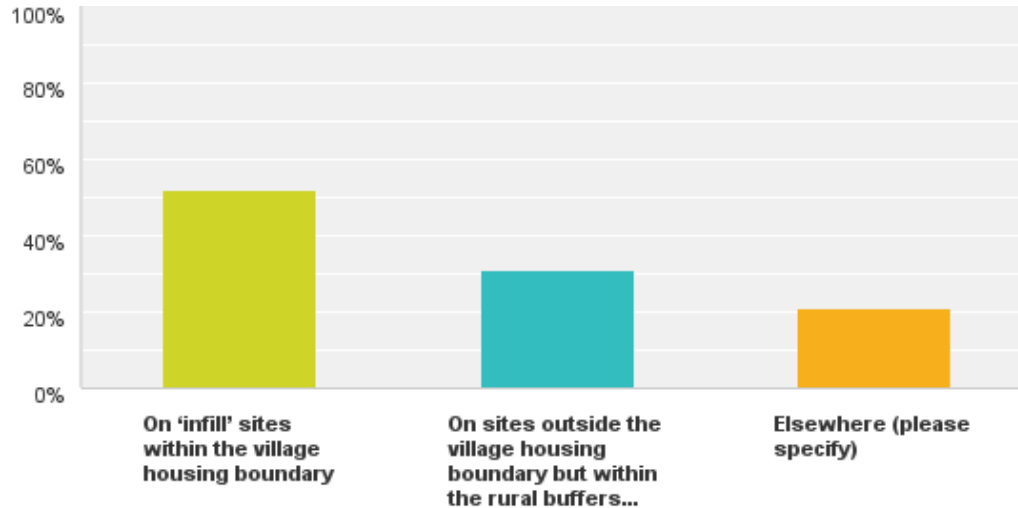
Q28: There is a need for further housing developments in and/or around Wanborough village.

Answered: 274 Skipped: 17

	Strongly Disagree	Disagree	Neither Disagree Nor Agree	Agree	Strongly Agree	Total	Weighted Average
(no label)	43.07% 118	25.91% 71	11.31% 31	11.31% 31	8.39% 23	274	2.16

Q29: Setting aside your answer to the previous question, if there is to be additional housing, where would you prefer that development to take place

Answered: 269 Skipped: 22



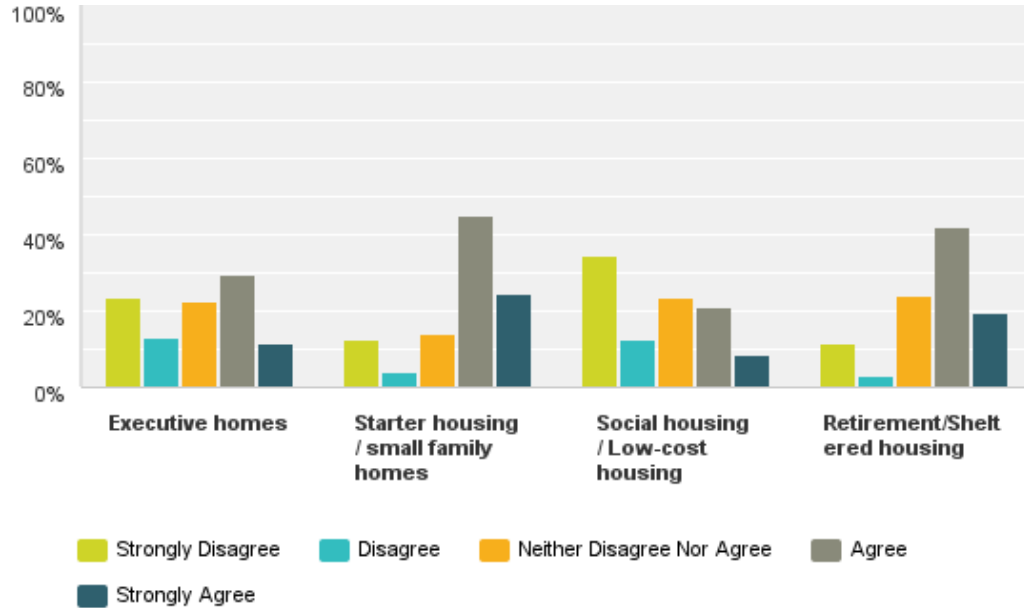
Q29: Setting aside your answer to the previous question, if there is to be additional housing, where would you prefer that development to take place

Answered: 269 Skipped: 22

Answer Choices	Responses
On 'infill' sites within the village housing boundary	52.04% 140
On sites outside the village housing boundary but within the rural buffers surrounding the village	31.23% 84
Elsewhere (please specify)	21.19% 57
Total Respondents: 269	

Q30: What type of development would you wish to see:

Answered: 266 Skipped: 25



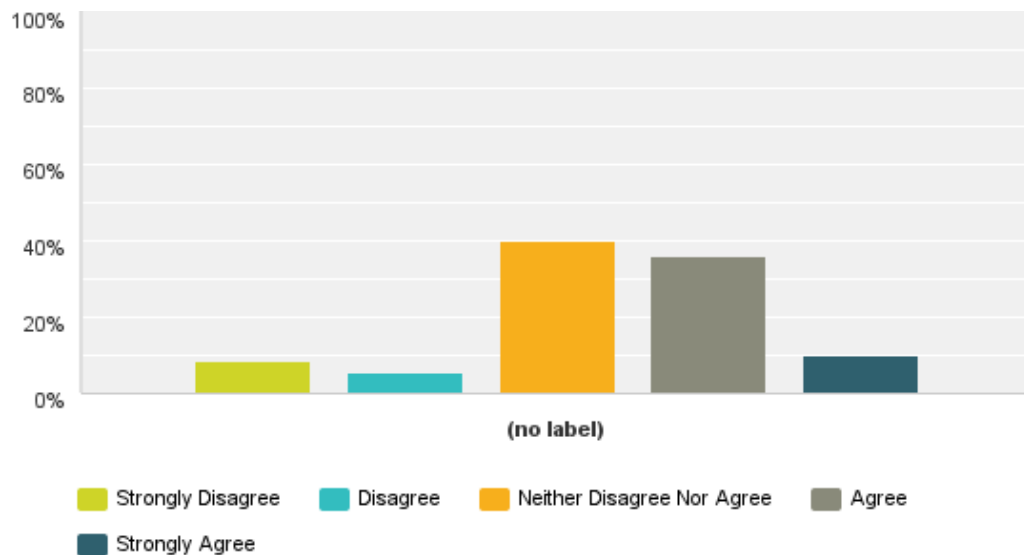
Q30: What type of development would you wish to see:

Answered: 266 Skipped: 25

	Strongly Disagree	Disagree	Neither Disagree Nor Agree	Agree	Strongly Agree	Total	Weighted Average
Executive homes	23.51% 59	13.15% 33	22.31% 56	29.48% 74	11.55% 29	251	2.92
Starter housing / small family homes	12.74% 33	3.86% 10	13.90% 36	45.17% 117	24.32% 63	259	3.64
Social housing / Low-cost housing	34.69% 85	12.65% 31	23.27% 57	20.82% 51	8.57% 21	245	2.56
Retirement/Sheltered housing	11.42% 29	3.15% 8	24.02% 61	42.13% 107	19.29% 49	254	3.55

Q31: If there are appropriate development sites close to village amenities, they should be prioritised for the building of retirement housing.

Answered: 251 Skipped: 40



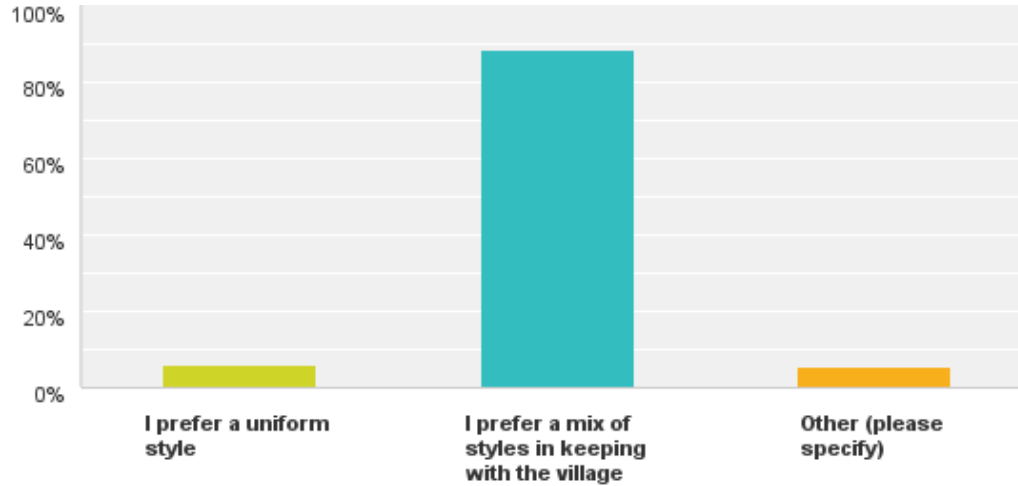
Q31: If there are appropriate development sites close to village amenities, they should be prioritised for the building of retirement housing.

Answered: 251 Skipped: 40

	Strongly Disagree	Disagree	Neither Disagree Nor Agree	Agree	Strongly Agree	Total	Weighted Average
(no label)	8.37% 21	5.58% 14	40.24% 101	35.86% 90	9.96% 25	251	3.33

Q32: Would you like to see new developments adopt a uniform style of build or would you like to see a mix of styles that characterise other recent developments (eg Wichelstowe & St Katherine's)

Answered: 267 Skipped: 24



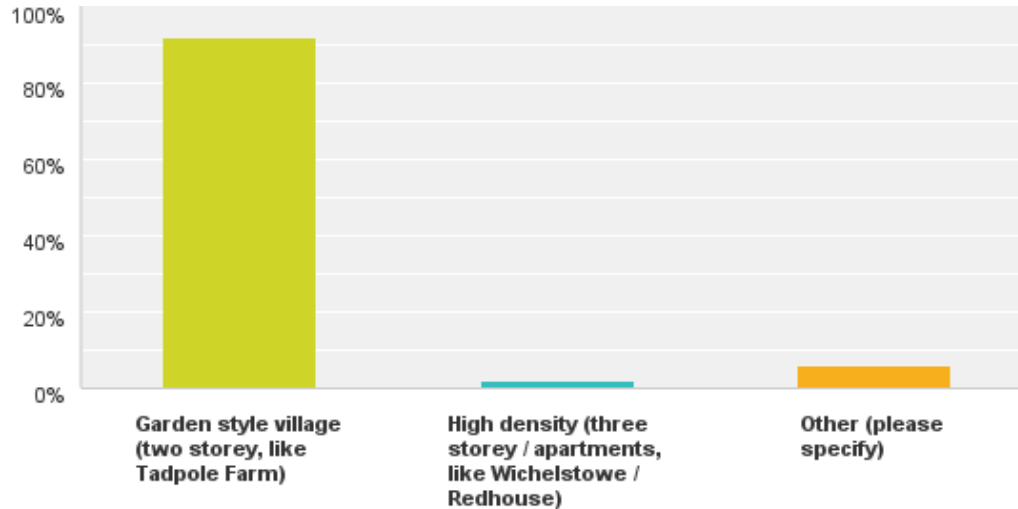
Q32: Would you like to see new developments adopt a uniform style of build or would you like to see a mix of styles that characterise other recent developments (eg Wichelstowe & St Katherine's)

Answered: 267 Skipped: 24

Answer Choices	Responses	
I prefer a uniform style	5.99%	16
I prefer a mix of styles in keeping with the village	88.39%	236
Other (please specify)	5.62%	15
Total		267

Q34: If a new village was built at Redlands would you prefer a 'garden village' approach (like Tadpole Farm setting it apart from the major development areas) or should it reflect the high density approach of Wichelstowe / Redhouse etc

Answered: 268 Skipped: 23



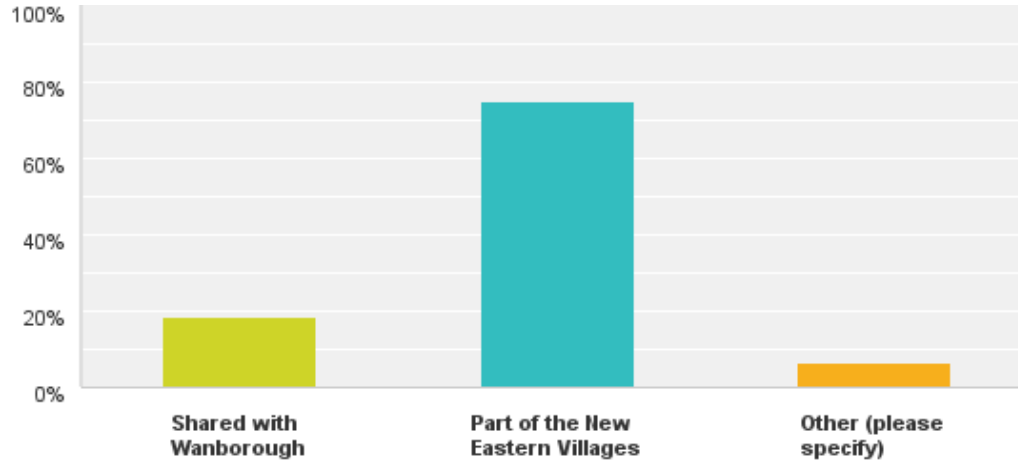
Q34: If a new village was built at Redlands would you prefer a 'garden village' approach (like Tadpole Farm setting it apart from the major development areas) or should it reflect the high density approach of Wichelstowe / Redhouse etc

Answered: 268 Skipped: 23

Answer Choices	Responses	
Garden style village (two storey, like Tadpole Farm)	92.16%	247
High density (three storey / apartments, like Wichelstowe / Redhouse)	1.87%	5
Other (please specify)	5.97%	16
Total		268

Q35: Would you be in favour of the new proposed development integrating at Redlands with Wanborough, sharing facilities (school / leisure / social) or being part of the 'New Eastern Villages Development' with its own school / shops etc?

Answered: 272 Skipped: 19



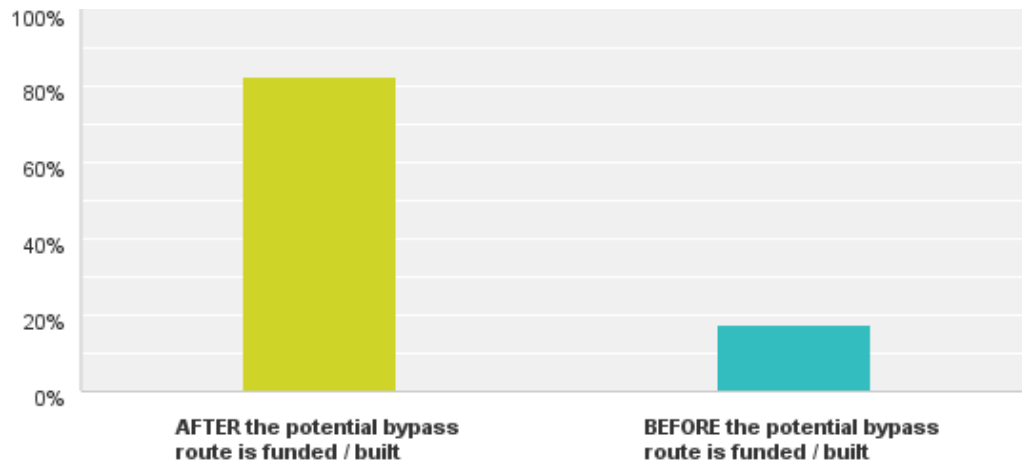
Q35: Would you be in favour of the new proposed development integrating at Redlands with Wanborough, sharing facilities (school / leisure / social) or being part of the 'New Eastern Villages Development' with its own school / shops etc?

Answered: 272 Skipped: 19

Answer Choices	Responses	
Shared with Wanborough	18.38%	50
Part of the New Eastern Villages	75.00%	204
Other (please specify)	6.62%	18
Total		272

Q36: If development takes place along the Wanborough Road (Lotmead / Redlands / Foxbridge are just three of the development 'islands') and a bypass is the chosen option, should development be done...

Answered: 252 Skipped: 39



Q36: If development takes place along the Wanborough Road (Lotmead / Redlands / Foxbridge are just three of the development 'islands') and a bypass is the chosen option, should development be done...

Answered: 252 Skipped: 39

Answer Choices	Responses	
AFTER the potential bypass route is funded / built	82.54%	208
BEFORE the potential bypass route is funded / built	17.46%	44
Total		252